

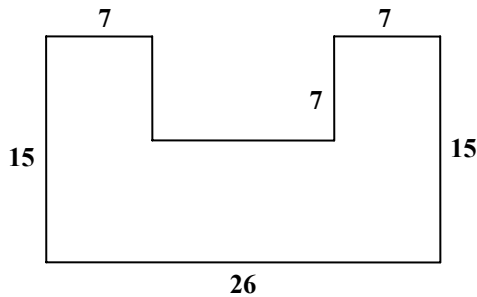
## Geometry H Semester 2 Practice Exam

*Note: Diagrams and figures on this assessment are not necessarily drawn to scale.*

1. A tire has a radius of 15 inches. What is the approximate circumference, in inches, of the tire?

A. 47 in.  
B. 94 in.  
C. 188 in.  
D. 707 in.

2. In the figure below, adjacent sides of the polygon are perpendicular.



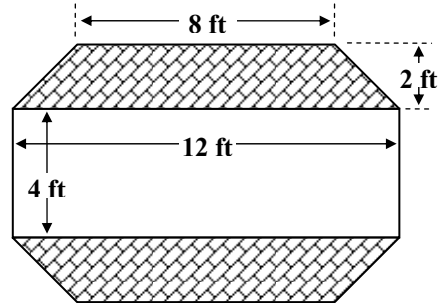
What is the perimeter of the figure?

A. 77  
B. 82  
C. 89  
D. 96

3. The length of a rectangular patio is 32 feet. Its area is 800 square feet. What is the perimeter of the patio in feet?

A. 25 ft  
B. 57 ft  
C. 114 ft  
D. 368 ft

4. A rectangular garden is to be edged with decorative brick as shown by the shaded region in the figure. The flower garden is 4 feet by 12 feet. The trapezoids are 2 feet high.



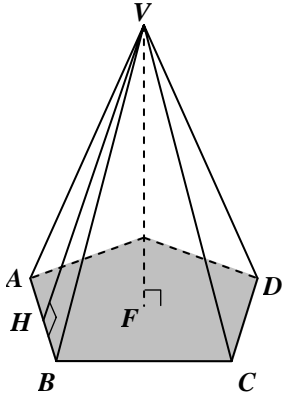
What is the area of the decorative edge (the shaded region) in square feet?

A.  $20 \text{ ft}^2$   
B.  $26 \text{ ft}^2$   
C.  $40 \text{ ft}^2$   
D.  $48 \text{ ft}^2$

## Geometry H Semester 2 Practice Exam

Note: Diagrams and figures on this assessment are not necessarily drawn to scale.

5. Given the figure below:

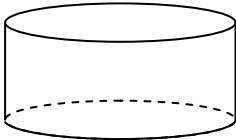


What is the best description of  $\overline{VF}$  ?

- A. altitude
- B. base edge
- C. lateral edge
- D. slant height

6. The surface area of a cylinder is  $2 \times (\text{Area of Base}) + (\text{Circumference of the Base}) \times \text{height}$ .

In the cylinder below, the radius is 4 centimeters and surface area is  $72\pi$  square centimeters.



What is the height of the cylinder?

- A. 4 cm
- B. 5 cm
- C. 6 cm
- D. 9 cm

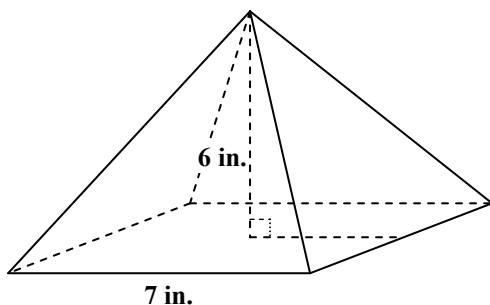
## Geometry H Semester 2 Practice Exam

*Note: Diagrams and figures on this assessment are not necessarily drawn to scale.*

---

7. A regular pyramid has height of 6 inches and the measure of the base edge is 7 inches.

$$\text{Volume} = \frac{1}{3} \times (\text{Area of Base}) \times \text{height}$$

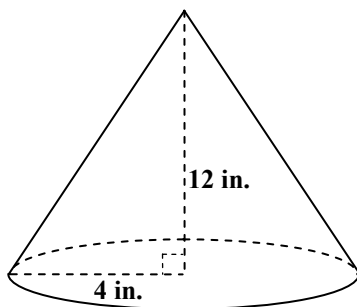


What is the volume of the pyramid?

- A.  $49 \text{ in.}^3$
  - B.  $98 \text{ in.}^3$
  - C.  $147 \text{ in.}^3$
  - D.  $294 \text{ in.}^3$
- 

8. What is the volume of the cone below?

$$\text{Volume} = \frac{1}{3} \times (\text{Area of Base}) \times \text{height}$$



- A.  $192\pi \text{ in.}^3$
  - B.  $96\pi \text{ in.}^3$
  - C.  $64\pi \text{ in.}^3$
  - D.  $48\pi \text{ in.}^3$
-

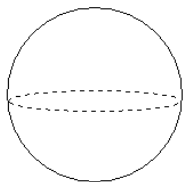
## Geometry H Semester 2 Practice Exam

*Note: Diagrams and figures on this assessment are not necessarily drawn to scale.*

---

9. A group of students wants to make a fabric toy ball to donate to the canine rescue. The diameter of the ball is 3 inches.

Surface area =  $4 \times$  (Area of a Great Circle).

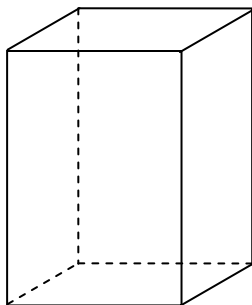


Approximately how many square inches of fabric will they need for each ball?

- A.  $29 \text{ in.}^2$
  - B.  $57 \text{ in.}^2$
  - C.  $76 \text{ in.}^2$
  - D.  $114 \text{ in.}^2$
- 

10. A cereal box is 18 inches by 3 inches by 12 inches. After breakfast, the box is one-third full.

Volume = (Area of Base)  $\times$  height



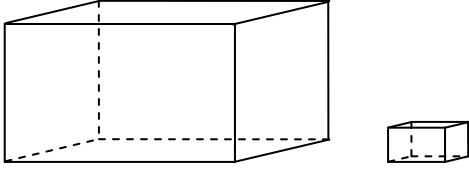
How many cubic inches of cereal are left inside?

- A.  $36 \text{ in.}^3$
- B.  $72 \text{ in.}^3$
- C.  $216 \text{ in.}^3$
- D.  $648 \text{ in.}^3$

## Geometry H Semester 2 Practice Exam

Note: Diagrams and figures on this assessment are not necessarily drawn to scale.

11. Two similar rectangular prisms have a scale factor of 4:1. The smaller prism has a volume of 6 cubic centimeters.



What is the volume of the larger prism in cubic centimeters?

- A.  $24 \text{ cm}^3$
- B.  $96 \text{ cm}^3$
- C.  $384 \text{ cm}^3$
- D.  $1536 \text{ cm}^3$

12. A pizza parlor has two different sizes of circular pizzas. The smaller one has a diameter of 12 inches and the larger one has a diameter of 20 inches.

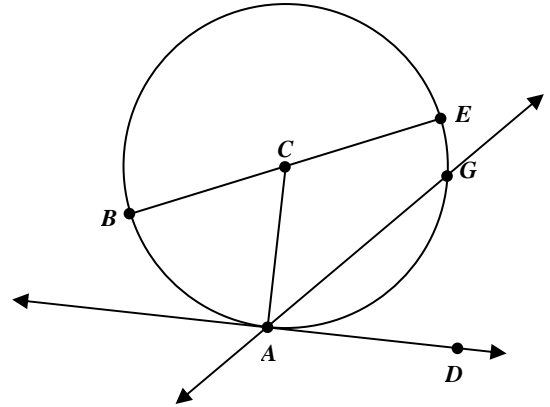
What is the ratio of their areas?

- A. 9:25
- B. 3:5
- C.  $2\sqrt{3} : 2\sqrt{5}$
- D.  $\sqrt{6} : \sqrt{10}$

13. Which accurately describes a tangent?

- A. A segment whose endpoints are on the circle.
- B. A line that intersects a circle in two points and passes through the center of the circle.
- C. A segment having an endpoint on the circle and an endpoint at the center of the circle.
- D. A line that intersects a circle at exactly one point.

14. Use the figure below.



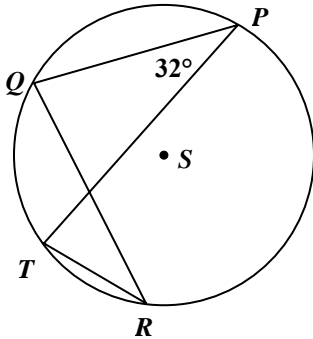
Which of the following represent a secant?

- A.  $\overleftrightarrow{AG}$
- B.  $\overline{BE}$
- C.  $\overline{CA}$
- D.  $\overleftrightarrow{DA}$

## Geometry H Semester 2 Practice Exam

*Note: Diagrams and figures on this assessment are not necessarily drawn to scale.*

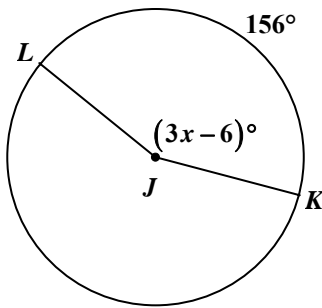
15. In circle  $S$  below,



The  $m\angle QPT = 32^\circ$ , what is the measure of  $\angle QRT$ ?

- A.  $16^\circ$
- B.  $32^\circ$
- C.  $64^\circ$
- D.  $128^\circ$

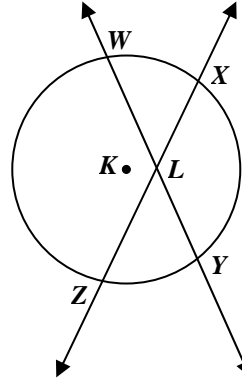
16. Use Circle  $J$  below.



What is the value of  $x$ ?

- A. 78
- B. 54
- C. 50
- D. 27

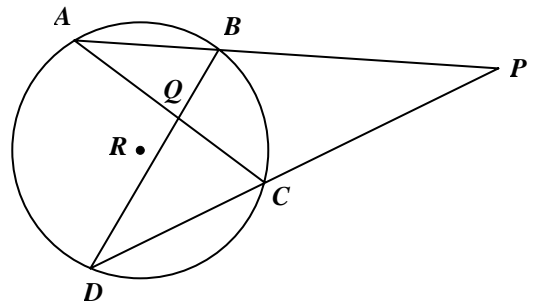
17. In  $\odot K$ ,  $m\widehat{XY} = (7x - 9)^\circ$ ,  
 $m\widehat{WZ} = 3(2x + 15)^\circ$ , and  
 $m\angle XLY = 148^\circ$ .



What is the value of  $x$ ?

- A. 20
- B. 54
- C. 131
- D. 350

18. In the figure below,  $m\widehat{BC} = 75^\circ$  and  
 $m\widehat{AD} = 135^\circ$ ,



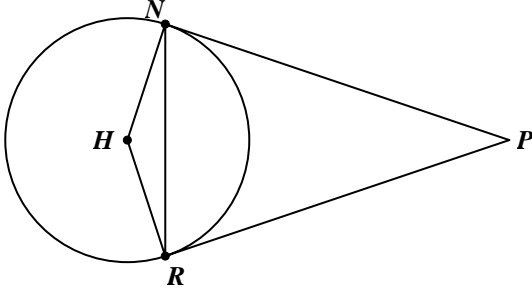
What is  $m\angle P$ ?

- A.  $15^\circ$
- B.  $30^\circ$
- C.  $45^\circ$
- D.  $60^\circ$

## Geometry H Semester 2 Practice Exam

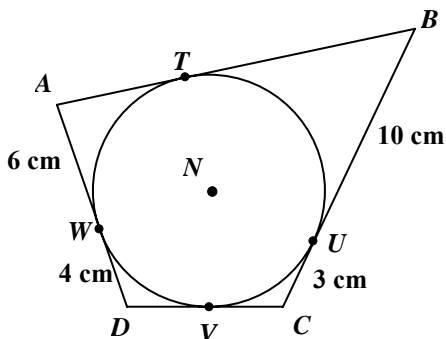
*Note: Diagrams and figures on this assessment are not necessarily drawn to scale.*

19. Two tangents are drawn from point  $P$  to circle  $H$ .



What conclusion is guaranteed by this diagram?

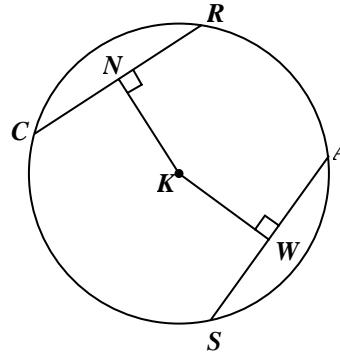
- A.  $\frac{1}{2}m\widehat{NR} = m\angle NPR$   
 B.  $\triangle HNR$  is a right triangle.  
 C.  $HNPR$  is a rhombus.  
 D.  $HNPR$  is a kite.
20. All of the segments shown in the figure below are tangents to  $\odot N$ .



Given the measures in the figure above, what is the perimeter of quadrilateral  $ABCD$ ?

- A. 23 cm  
 B. 40 cm  
 C. 46 cm  
 D. 52 cm

21. In  $\odot K$ ,  $NK = 3x + 4$ ,  $KW = 5x - 8$ ,  $SA = 5x - 4$ .



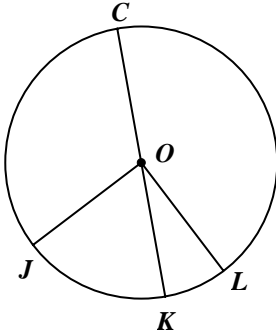
What is  $CN$ ?

- A. 6  
 B. 13  
 C. 22  
 D. 26

## Geometry H Semester 2 Practice Exam

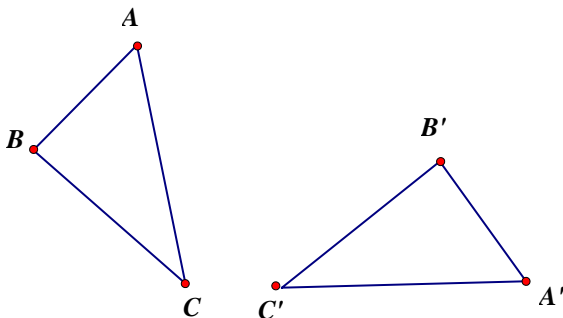
*Note: Diagrams and figures on this assessment are not necessarily drawn to scale.*

22.  $\overline{CK}$  is the diameter of  $\odot O$ ,  
 $m\widehat{JC} = (19x)^\circ$ , and  
 $m\widehat{JK} = (9(x+2)-6)^\circ$ .



What is the value of  $x$ ?

- A.  $\frac{4}{5}$   
 B.  $\frac{5}{6}$   
 C. 4  
 D. 6
23. Determine the transformation that has mapped  $\triangle ABC$  to  $\triangle A'B'C'$ .

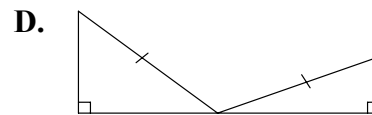
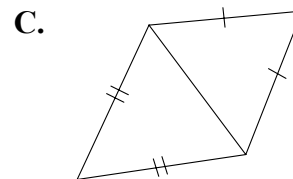
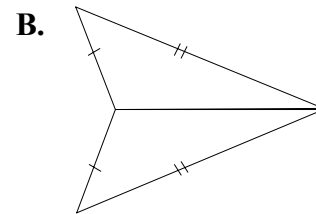
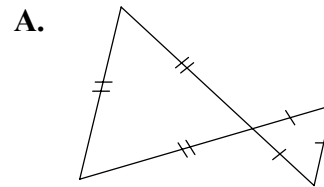


- A. dilation  
 B. reflection  
 C. rotation  
 D. translation

24. How many lines of symmetry does a square have?

- A. 0  
 B. 1  
 C. 2  
 D. 4

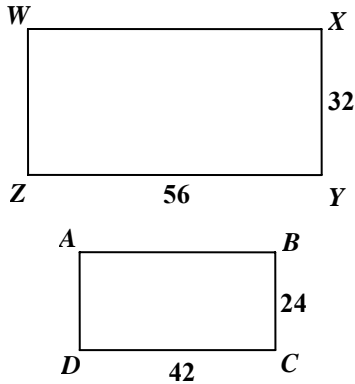
25. Which figure contains two similar triangles that are not congruent?



## Geometry H Semester 2 Practice Exam

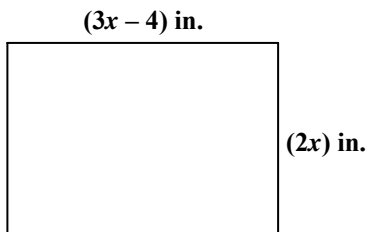
Note: Diagrams and figures on this assessment are not necessarily drawn to scale.

26. The following figures are similar.



What is the scale factor of  $WXYZ$  to  $ABCD$ ?

- A. 1 to 2  
B. 3 to 1  
C. 3 to 2  
D. 4 to 3
27. Two plasma screen TVs are similar rectangles. Their scale factor is 8:5. The perimeter of the smaller TV is 70 inches. The lengths of the sides of the larger TV are represented by the variable expressions shown in the diagram below.



What is the value of  $x$ ?

- A. 8  
B. 12  
C. 16  
D. 24

28. The measures of the angles of a triangle have the ratio 4:6:7. What type of triangle is it?

- A. acute  
B. isosceles  
C. obtuse  
D. right

29. The perimeter of a right triangle is 90 feet. The ratio of the legs is 5:12. What is the length of the longest leg of the triangle?

- A. 12 ft  
B. 32 ft  
C. 36 ft  
D. 90 ft

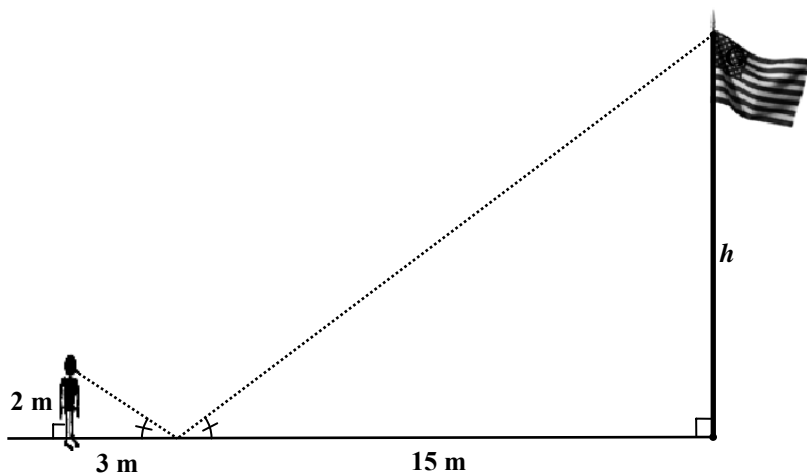
30. Pat measures the length of the shadow of a tree to be 54 feet long. At the same time he measures his own shadow to be 12 feet long and his height to be 5 feet. How tall is the tree in feet?

- A.  $27\frac{1}{2}$  feet  
B. 25 feet  
C.  $22\frac{1}{2}$  feet  
D. 20 feet

## Geometry H Semester 2 Practice Exam

Note: Diagrams and figures on this assessment are not necessarily drawn to scale.

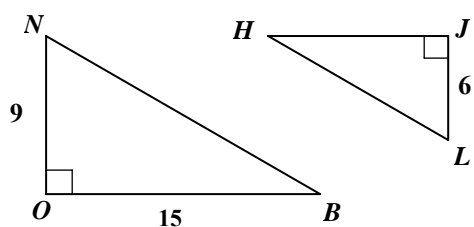
31. Kris places a mirror on the ground. She stands so that she can see the reflection of the top of a flagpole in the mirror.



What is the height ( $h$ ) of the flagpole in meters?

- A. 10 m
- B. 12 m
- C. 18 m
- D. 20 m

32. Given the two triangles pictured below.



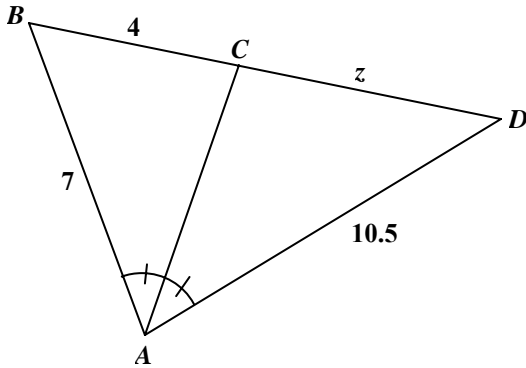
What measure for  $HJ$  would make  $\triangle NOB \sim \triangle LJH$ ?

- A.  $24\frac{1}{2}$
- B.  $13\frac{1}{2}$
- C. 10
- D. 9

## Geometry H Semester 2 Practice Exam

*Note: Diagrams and figures on this assessment are not necessarily drawn to scale.*

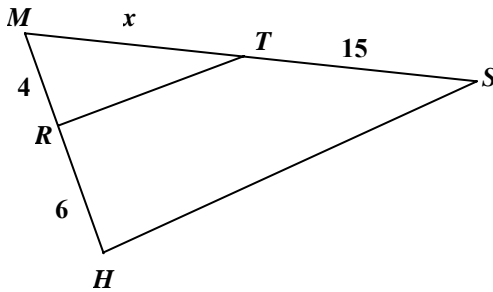
33. In the triangle below,  $\angle BAC \cong \angle CAD$ .



What is the value of  $z$ ?

- A. 6
- B. 12
- C. 13.5
- D. 21.5

34. In the triangle below,  $\overline{RT} \parallel \overline{HS}$ .



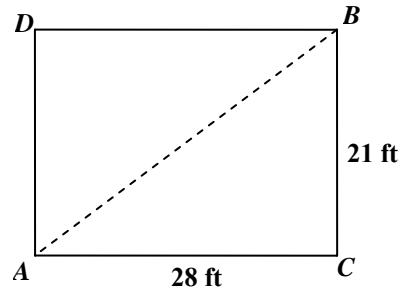
What is the value of  $x$ ?

- A. 9
- B. 10
- C.  $12\frac{1}{2}$
- D.  $22\frac{1}{2}$

35. What is the geometric mean of 16 and 36?

- A. 9
- B. 10
- C. 24
- D. 26

36. Nan stands at the corner of the rectangular driveway shown below.



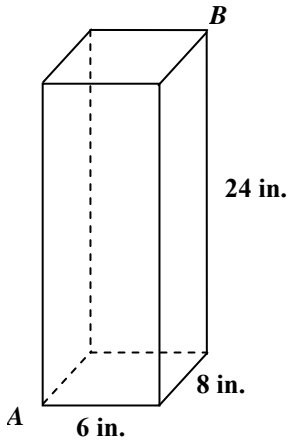
How far must Nan walk diagonally across the driveway (A to B)?

- A. 7 ft
- B. 14 ft
- C. 35 ft
- D. 49 ft

## Geometry H Semester 2 Practice Exam

Note: Diagrams and figures on this assessment are not necessarily drawn to scale.

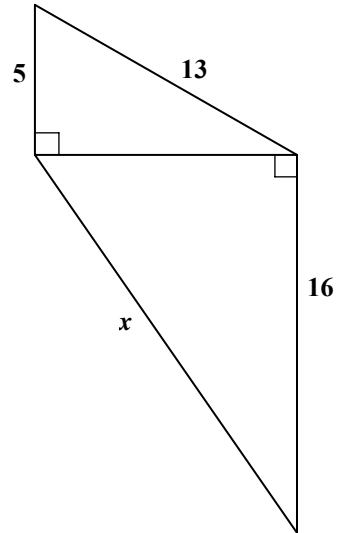
37. A box is shown below.



What is  $AB$ ?

- A. 26 in.
- B. 38 in.
- C.  $2\sqrt{153}$  in.
- D.  $8\sqrt{10}$  in.

38. Use the dimensions given in the diagram below.



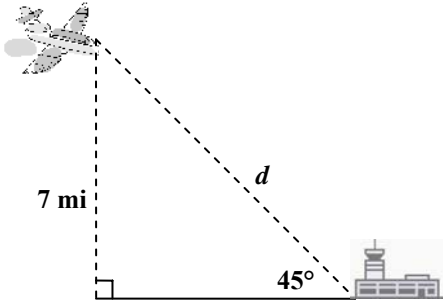
What is the value of  $x$ ?

- A. 12
  - B. 20
  - C. 22
  - D. 30
39. The three sides of a triangle are  $\sqrt{3}$  centimeters,  $\sqrt{5}$  centimeters, and  $\sqrt{7}$  centimeters. What is the best description for this triangle?
- A. acute triangle
  - B. equiangular triangle
  - C. obtuse triangle
  - D. right triangle

## Geometry H Semester 2 Practice Exam

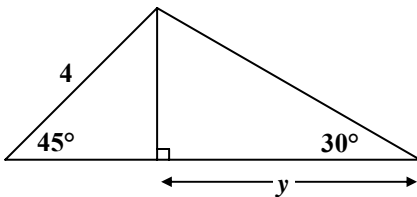
*Note: Diagrams and figures on this assessment are not necessarily drawn to scale.*

40. A jet is flying 7 miles above the ground. The pilot spots an airport as shown below.



What is the distance  $d$  from the plane to the airport?

- A.  $7\sqrt{2}$  mi
  - B.  $7\sqrt{3}$  mi
  - C. 7 mi
  - D. 14 mi
41. Use the dimensions given in the diagram below.



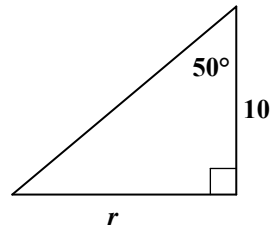
What is the value of  $y$ ?

- A.  $4\sqrt{3}$
- B.  $2\sqrt{3}$
- C.  $4\sqrt{6}$
- D.  $2\sqrt{6}$

42. In rectangle  $ABCD$ ,  $BD = 12$  and  $m\angle ABD = 30^\circ$ . What is the length of the longer side of the rectangle?

- A. 6
- B. 12
- C.  $6\sqrt{2}$
- D.  $6\sqrt{3}$

43. Use the table and the dimensions given in the diagram below.



$\theta$	$\sin \theta$	$\cos \theta$	$\tan \theta$
$20^\circ$	.3420	.9397	.3640
$30^\circ$	.5000	.8660	.5774
$40^\circ$	.6428	.7660	.8391
$50^\circ$	.7660	.6428	1.1918

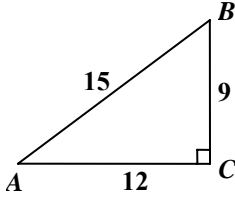
What is the value of  $r$ ?

- A. 11.918
- B. 8.391
- C. 7.660
- D. 6.428

## Geometry H Semester 2 Practice Exam

*Note: Diagrams and figures on this assessment are not necessarily drawn to scale.*

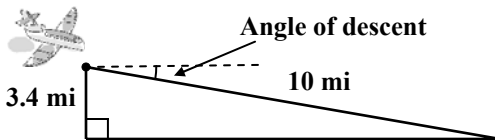
44. Use the dimensions given in the right triangle below.



What is the cosine of  $\angle A$  ?

- A.  $\frac{9}{12}$
- B.  $\frac{9}{15}$
- C.  $\frac{12}{9}$
- D.  $\frac{12}{15}$

45. Use the table and the dimensions given in the diagram below.

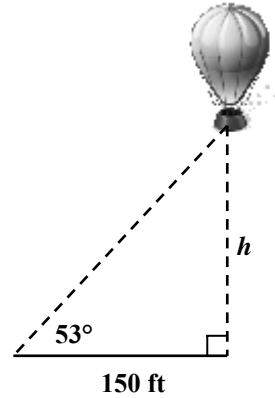


$\theta$	$\sin \theta$	$\cos \theta$	$\tan \theta$
$20^\circ$	.3420	.9397	.3640
$30^\circ$	.5000	.8660	.5774
$40^\circ$	.6428	.7660	.8391
$50^\circ$	.7660	.6428	1.1918

What is the approximate angle of descent?

- A.  $50^\circ$
- B.  $40^\circ$
- C.  $30^\circ$
- D.  $20^\circ$

46. Use the dimensions given in the diagram below.



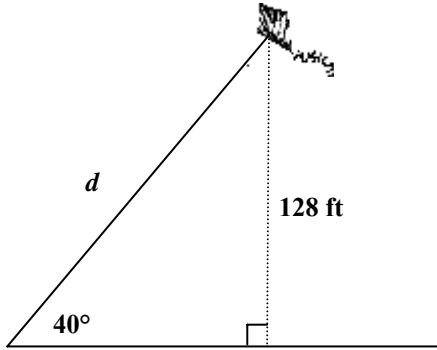
Which equation would be used to find the distance  $h$  from the hot air balloon to the ground?

- A.  $h = 150 \tan 53^\circ$
- B.  $h = 150 \sin 53^\circ$
- C.  $h = \frac{150}{\tan 53^\circ}$
- D.  $h = \frac{150}{\sin 53^\circ}$

## Geometry H Semester 2 Practice Exam

*Note: Diagrams and figures on this assessment are not necessarily drawn to scale.*

47. Use the table and the dimensions given in the diagram below.

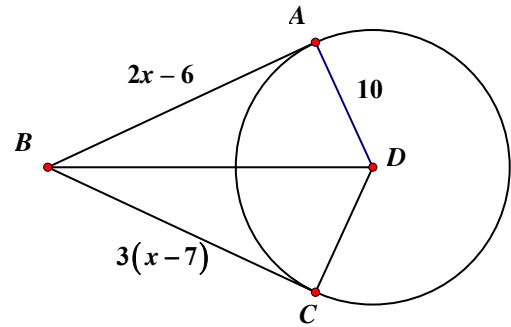


$\theta$	$\sin \theta$	$\cos \theta$	$\tan \theta$
$20^\circ$	.3420	.9397	.3640
$30^\circ$	.5000	.8660	.5774
$40^\circ$	.6428	.7660	.8391
$50^\circ$	.7660	.6428	1.1918

What is the approximate length  $d$  of the kite string?

- A. 256 ft
- B. 200 ft
- C. 168 ft
- D. 100 ft

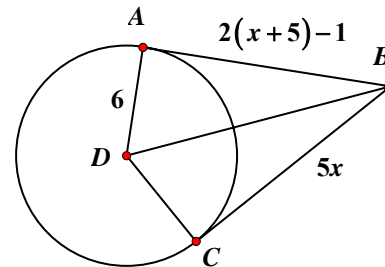
48. In circle  $D$  below,  $\overline{AB}$  is tangent to  $\odot D$  at  $A$ , and  $\overline{CB}$  is tangent to  $\odot D$  at  $C$ .



What is the length of  $\overline{BD}$ ?

- A. 14
- B. 15
- C. 24
- D. 26

49. In the figure below,  $\overline{AB}$  is tangent to  $\odot D$  at  $A$  and  $\overline{BC}$  is tangent to  $\odot D$  at  $C$ .



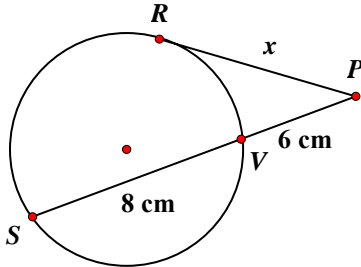
What is the value of  $x$ ?

- A. 2
- B. 3
- C. 4
- D. 5

## Geometry H Semester 2 Practice Exam

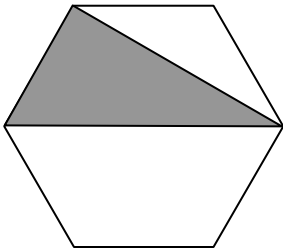
*Note: Diagrams and figures on this assessment are not necessarily drawn to scale.*

50. In the figure below,  $\overline{RP}$  is tangent to the circle at  $R$  and  $\overline{SP}$  is a secant.



What is the value of  $x$ ?

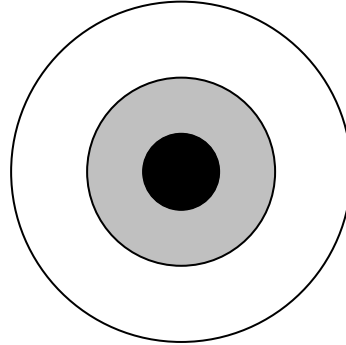
- A. 48 cm
  - B. 84 cm
  - C.  $4\sqrt{3}$  cm
  - D.  $2\sqrt{21}$  cm
51. The figure below is a regular hexagon with a side length of 8 centimeters.



What is the probability that a randomly thrown dart will land in the shaded region?

- A.  $\frac{1}{6}$
- B.  $\frac{1}{3}$
- C.  $\frac{\sqrt{2}}{3}$
- D.  $\frac{\sqrt{6}}{9}$

52. The concentric circles below have radii of 4 centimeters, 10 centimeters, and 18 centimeters.



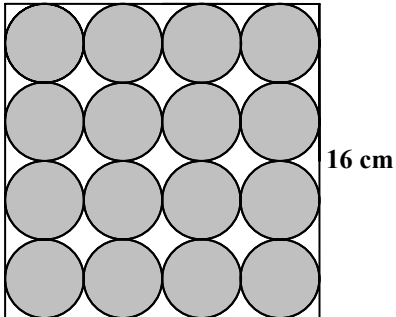
What is the probability that a randomly thrown dart will land in the white region, assuming it hits the board?

- A.  $\frac{4}{81}$
- B.  $\frac{21}{81}$
- C.  $\frac{25}{81}$
- D.  $\frac{56}{81}$

## Geometry H Semester 2 Practice Exam

Note: Diagrams and figures on this assessment are not necessarily drawn to scale.

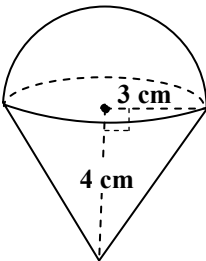
53. In the square below, all adjacent circles are congruent, externally tangent to each other, and outer circles are tangent to the square.



What is the area of the unshaded region?

- A.  $(256 - 4\pi) \text{ cm}^2$
- B.  $(256 - 64\pi) \text{ cm}^2$
- C.  $(256 - 128\pi) \text{ cm}^2$
- D.  $(256 - 256\pi) \text{ cm}^2$

54. A snow cone consisting of a cone and a half-sphere is shown below. The base of the cone is a great circle on the sphere.



Surface area of a cone = (Area of Base) +  $\pi \times$  radius  $\times$  slant height

Surface area of a sphere =  $4 \times$  (Area of a Great Circle)

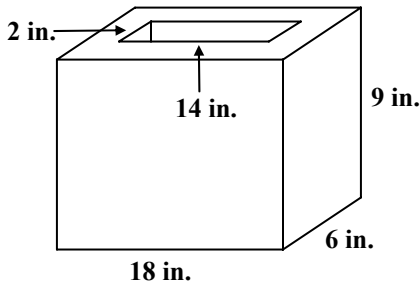
What is the surface area of the three-dimensional object in square centimeters?

- A.  $30\pi \text{ cm}^2$
- B.  $33\pi \text{ cm}^2$
- C.  $39\pi \text{ cm}^2$
- D.  $42\pi \text{ cm}^2$

## Geometry H Semester 2 Practice Exam

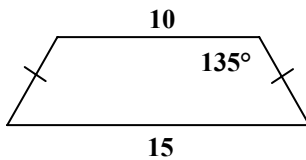
Note: Diagrams and figures on this assessment are not necessarily drawn to scale.

55. A glass block is in the shape of a rectangular prism. It has a hole passing through it also in the shape of a rectangular prism.



What is the volume of glass needed in cubic inches?

- A.  $80 \text{ in.}^3$   
B.  $252 \text{ in.}^3$   
C.  $720 \text{ in.}^3$   
D.  $972 \text{ in.}^3$
56. Use the dimensions given in the diagram of an isosceles trapezoid below.



What is the area of the trapezoid?

- A.  $125\sqrt{2}$   
B.  $\frac{125}{2}\sqrt{2}$   
C.  $\frac{125}{4}$   
D.  $\frac{125}{2}$

57. Given a  $30^\circ$ - $60^\circ$ - $90^\circ$  triangle, what is the cosine of the  $60^\circ$  angle?

- A.  $\frac{1}{2}$   
B.  $\frac{\sqrt{3}}{2}$   
C.  $\frac{\sqrt{3}}{3}$   
D.  $\sqrt{3}$

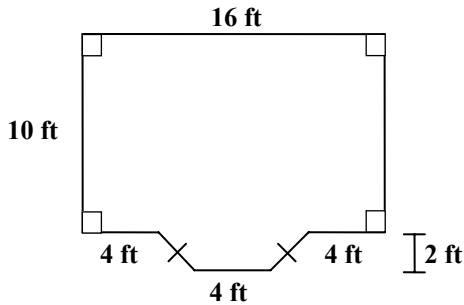
58. A circle with a point  $(3, -2)$  is centered at  $(-5, 4)$ . What is the equation of the circle?

- A.  $(x-5)^2 + (y+4)^2 = 41$   
B.  $(x+5)^2 + (y-4)^2 = 41$   
C.  $(x-5)^2 + (y+4)^2 = 100$   
D.  $(x+5)^2 + (y-4)^2 = 100$

## Geometry H Semester 2 Practice Exam

*Note: Diagrams and figures on this assessment are not necessarily drawn to scale.*

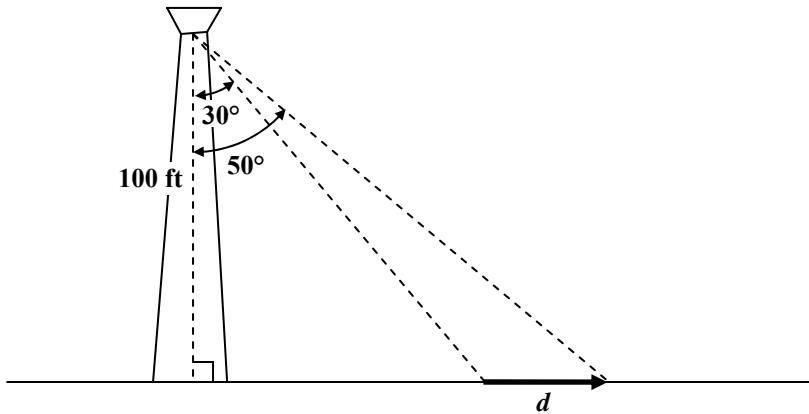
59. The room shown below is to have crown molding installed around the ceiling's perimeter.



Approximately how many feet of molding are needed to complete the room?

- A. 40 ft
- B. 52 ft
- C. 54 ft
- D. 60 ft

60. A lighthouse keeper spots a boat moving away from the lighthouse, first at  $30^\circ$  and then at  $50^\circ$ . The height of the light house shown below is 100 feet above sea level.



$\theta$	$\sin \theta$	$\cos \theta$	$\tan \theta$
$20^\circ$	.3420	.9397	.3640
$30^\circ$	.5000	.8660	.5774
$40^\circ$	.6428	.7660	.8391
$50^\circ$	.7660	.6428	1.1918

What is the approximate distance  $d$  the boat traveled?

- A. 22 ft
- B. 61 ft
- C. 72 ft
- D. 89 ft





**Geometry H Semester 2 Practice Exam**  
**Free Response**

---

1. Given  $\triangle ABC$  with right angle at  $C$  and altitude  $\overline{CD}$ , draw the picture and prove  $\triangle ABC \sim \triangle CBD$ .

## Geometry H Semester 2 Practice Exam Free Response

---

2. Find the length of the altitude of an isosceles triangle with vertex angle  $120^\circ$  and a base length of  $x$  centimeters. Give answer in simplified radical form in terms of  $x$ .

- 
3. Explain how to find the area of a regular hexagon if only the length of the apothem is known.

