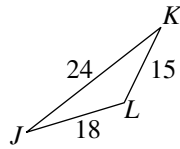
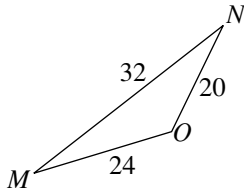


Practice 5-6

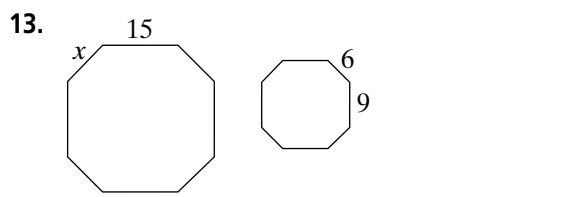
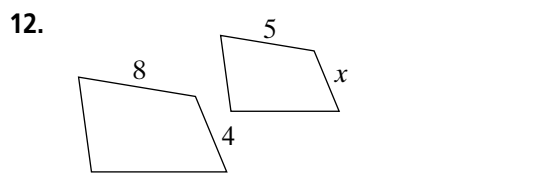
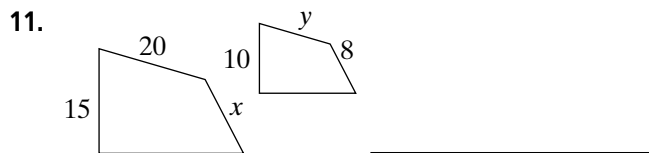
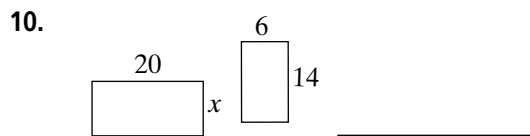
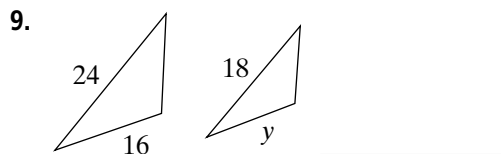
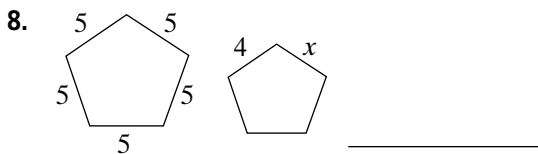
Using Similar Figures

$\triangle MNO \sim \triangle JKL$. Complete each statement.



1. $\angle M$ corresponds to _____.
2. $\angle L$ corresponds to _____.
3. \overline{ON} corresponds to _____.
4. $\angle K$ corresponds to _____.
5. \overline{JL} corresponds to _____.
6. \overline{MN} corresponds to _____.
7. What is the ratio of the lengths of the corresponding sides? _____

The pairs of figures below are similar. Find the value of each variable.



14. On a sunny day, if a 36-inch yardstick casts a 21-inch shadow, how tall is a building whose shadow is 168 ft?

15. Oregon is about 400 miles from west to east, and 300 miles from north to south. If a map of Oregon is 15 inches tall (from north to south), about how wide is the map?
