

# All About Me Folder

## Directions

### Words that Describe You Activity

- Place one letter of your first name in each box
- Leave a space and then if you have room add the letters for your last name until you run out of boxes
- On the lines after the box, write **three** words describing yourself that begin with that letter. Capitalize them all.

*Example:*

J	<u>Joyful</u>	<u>Just incredible</u>	<u>Japanese</u>
A	<u>Adorable</u>	<u>Amazing</u>	<u>Awesome</u>
N	<u>Not ordinary</u>	<u>Noisy</u>	<u>Neat</u>

- When you finish cut out the "Words that Describe You Activity" and glue it to one side of your All About Me Folder.

### Family Picture Activity

- On a blank side of our folder create a family picture.
- You can glue a photo of your family on the folder or you can draw a picture of your family. You may also include your pets!
- In the space under the picture, write the names of everyone.

## Timeline Activity

- On a blank side of your All About Me Folder create a timeline of **ten** important events in your life.
- The events should be in chronological order and should include a date and brief description of the event.
- Include your birth date as one event.
- Include the year you started 7<sup>th</sup> grade as another event.



## Sentence Completion Activity

- Complete the sentence in each bubble and draw a picture to help illustrate your answer.
- When you finish, cut out the "Sentence Completion Activity" and glue it to a blank side of your folder.

## All About Me Folder

- You should have 1 activity on each side of the folder.
- Write your LAST, FIRST name on the front of the folder tab.
- Write your LAST, FIRST name on the back of the folder tab.
- Make sure to write your name to the top of the tab and that it is neat and legible.


# Words that Describe You Activity



---

---

---



---


---

---

---

---

---



---


---

---

---

---

---



---


---

---

---

---

---



---

---

---

---

---

---

---

---

---

## Sentence Completion Activity

**When I'm an adult...**

**Someday I will...**

**My wish for the world...**

**I'm happiest when...**

**I would do anything for...**

**Doing what I do best...**

**What does science look like?**