



### Beginning your search


**To begin**, enter your search term in the **Find** box. Then choose a search button...


 **Keyword** searches through all the titles, authors, subjects, series, and notes, for your search term.

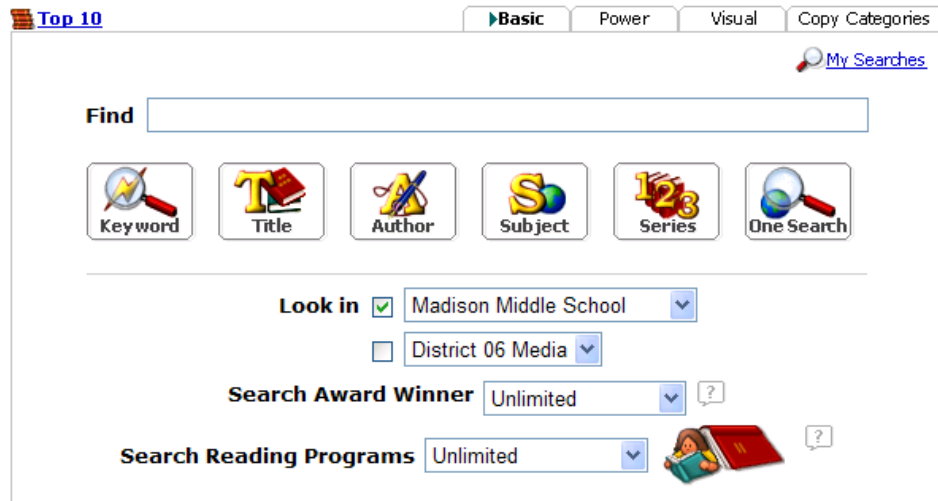
 **Title** searches through all the titles.

 **Author** looks at all of the authors and illustrators.

 **Subject** looks at all the subjects

 **Series** searches through all the series.


 If available, **One Search** looks in a variety of sources, such as the library collection, online databases, and the Internet.



The screenshot shows the search interface with the following elements:


- Top 10** button
- Search mode tabs: **Basic** (selected), Power, Visual, Copy Categories
- [My Searches](#) link
- Find** text input box
- Search buttons: **Keyword**, **Title**, **Author**, **Subject**, **Series**, **One Search**
- Look in** section:
  - Madison Middle School** (dropdown)
  - District 06 Media** (dropdown)
- Search Award Winner** dropdown: Unlimited
- Search Reading Programs** dropdown: Unlimited

### You may have more options ...

 **Top 10** lists the books that have been checked out the most.


**Look in** lists let you search other libraries or district media centers.

**Award Winners** lets you limit your search results to books that have won state awards or literary prizes.

 **My Searches** lists your previous search terms. Click any of them to repeat the search.

If your school has a reading program, you can find the right books to read.

Just select the program:

**Search Reading Programs** 

- Unlimited
- Unlimited
- Accelerated Reader
- Reading Counts
- Lexile
- Fountas & Pinnell

**Accelerated Reader or Reading Counts!**  
Enter your reading level range and the quiz points.

**Reading Level** From  to

**Point Value** From  to

**Lexile Measures**  
Enter your Measure or a range of Measures, and select a code, if needed.

**Lexile Measure** From  to

**Fountas and Pinnell**  
Just select your level.

**Fountas & Pinnell** From  to

## Viewing your search results

The **Search** tab lists all the titles that match your search term.

Choose a sort option and click **Go!**.  
To reverse the sort order, click **Go!**

**Add Page** adds every title on the page to your Resource List.

Too many or too few results?  
Click **Refine your search** to try again.

These icons show you what each title is: a book, a video, an audiotape, etc.

Click the title or **Details** for more information.

Page through the list, or click **Show All** to see all of the titles.

The list shows the reading level and point values for your reading program.

Click **Add to this List** to add a particular title to your List.

**Note:** When searching by Keyword, if your search term doesn't return anything, Destiny will try to provide you with another term with a "Did you mean..." suggestion.

The **Browse** tab lists all your Titles, Authors, Subjects, or Series, depending on the type of search you chose. (For a keyword search, you'll browse Subjects.)

A **A** points to the entry that is the closest match to your search term.

A number after the entry shows you how many titles the entry has. Click the entry to see them.

Entries followed by **Go!** take you to a list of Internet sites about that entry.

To change your search term click **Refine your search**.

Click **See** entries to jump to the preferred search term. Click **See also** entries to jump to related terms.


Click **Left Arrow** or **Right Arrow** to scroll backward or forward through the list.

## Looking at a title

The **Title Details** page has additional information about the selected title...

You can read reviews for a title—or add one yourself—on the **Reviews** tab.

The call number will help you find the item on the shelves.

If this link says Show More , click it to see all of the title's information.

**Explore!** provides a list of related topics. Click any  **Find It** link to see the titles in your library with the same subject, author, or that are in the same series.

**Additional Info** lists awards, reader levels, and Lexile Measures, if available.



**Woodsong**  
by Gary Paulsen.

1 of 6 copies are available locally.  
3 of 3 copies are available off-site. [See all...](#)

796.5 PAU

For a rugged outdoor man and his family, life in northern Minnesota is a wild experience involving wolves, deer, and the sled dogs that make their way of life possible. Includes an account of the author's first Iditarod, a dogsled race across Alaska.

My List  [Add to this List](#)

Show Less 

Explore! | Quiz Info | Publication Info | Additional Info

**Explore!**

- ♦ Paulsen, Gary -- Homes and haunts -- Minnesota
- ♦ Paulsen, Gary.  [WebPath Express](#)
- ♦ Iditarod (Race)  [WebPath Express](#)
- ♦ Outdoor life -- Minnesota
- ♦ Dogsledding -- Minnesota
- ♦ Sled dogs -- Minnesota
- ♦ Sled dogs.  [WebPath Express](#)
- ♦ Sled dog racing.  [WebPath Express](#)
- ♦ Outdoor life.
- ♦ Titles by: Paulsen, Gary.  [Find It](#)  [WebPath Express](#)
- ♦ Titles by: Paulsen, Ruth Wright, ill.  [Find It](#)

**Quiz Info**

Accelerated Reader®	Quiz Number: 6950EN	Points: 5.0 pts.
	Reading level: 5.6	Interest level: MG
Reading Counts!®	Quiz Number: 12824	Points: 9.0 pts.
	Reading level: 7.2	Interest level: 6-8

**Publication Info**

Published New York : Simon & Schuster Books for Young Readers, c1990.  
Format 132 p. : ill., map ; 24 cm.  
LCCN 89-70835 /ac/r91  
ISBN 0-02-770221-9

**Additional Info**

- ♦ Illustrated by Ruth Wright Paulsen.
- ♦ Wilson's Senior High School
- ♦ Wilson's Junior High School
- ♦ Reading grade level: 6.6 Follett Library Resources
- ♦ Interest grade level: Young Adult Follett Library Resources
- ♦ Lexile: 1090

Top

 or  opens the next or previous title in your results list.

This shows how many copies are available. For a complete list, click **See all...**

**Quiz Info** lists detailed reading program information.

**Note:** Searching by Keyword highlights your search terms.